

THE FUR TRADE

DESIGN A TRADING POST

Inquiry Question:

- Why were trading posts established in particular areas?

Congratulations! You have been hired by the Hudson's Bay Company! Your job is to travel to Canada, and construct a new trading post.

In order to be successful, you must provide your boss with the following things:

- A map of the site you choose, with an explanation of why it is the best place to build.
- A written report describing your trading post.
- A full color drawing of your trading post



THE FUR TRADE

DESIGN A TRADING POST: MAP

Inquiry Question:

- Why were trading posts established in particular areas?

In order to create your map, you will need to brainstorm a list of the 8 most important things that you think your site will have. This list will be the criteria you will need to look at when choosing your location. Write down your list on the page provided.

You will need to draw a box on your map where you think the best location for your trading post will. The place you choose should meet the criteria you have chosen.

On your map, you will also need to label the nearby rivers, oceans, and lakes. You will also need to choose and label the waterway that you plan to use to transport your furs.

Don't forget to give your map a title, and to include a legend and compass!

Next to your map, you will need to write a description explaining why you chose your particular site. Be sure to look at your criteria to help you with this!


THE FUR TRADE

LOCATION CRITERIA

1: _____

2: _____

3: _____



4: _____

5: _____

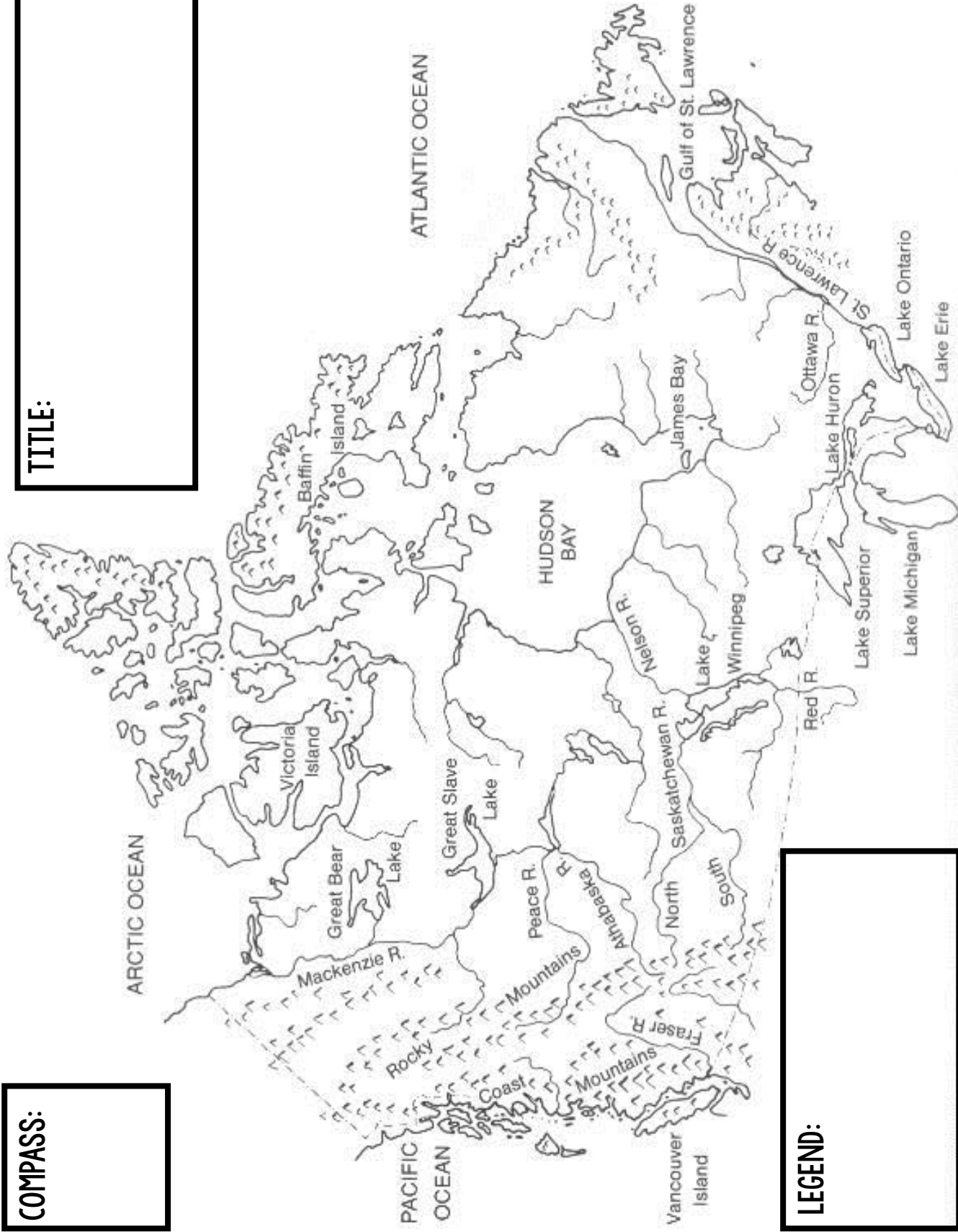
6: _____

7: _____

8: _____


COMPASS:


TITLE:



LEGEND:

I CHOSE THIS SITE FOR THE TRADING POST BECAUSE...





THE FUR TRADE

DESIGN A TRADING POST: REPORT

Inquiry Question:

- Why were trading posts established in particular areas?

For your report, you will need to write some information that explains your plans to create your fort.


Some key points you will need to write about:

- What will it be called? Why?
- What materials will be needed to build the fort? Who will build it?
- What will life be like in the fort? Will people like living there?
- What will the people who live there eat?
- What will the people who live there do for fun?
- How will the people keep warm in the winter?
- How will furs be delivered back to Europe?



THE FUR TRADE

DESIGN A TRADING POST: REPORT

A black and white line drawing of a teddy bear is positioned on the right side of the page. The bear is sitting and facing forward, with its arms at its sides and its legs visible. It has a friendly expression with small eyes and a simple nose. The bear's body is covered in a pattern of short, curved lines to represent fur. The background of the page is filled with ten horizontal dashed lines, providing a guide for handwriting practice. The lines are evenly spaced and extend across the width of the page.

THE FUR TRADE

DESIGN A TRADING POST: VISUAL

Inquiry Question:

- Why were trading posts established in particular areas?

For your visual, you will need to draw a detailed representation of your trading post.

Your image needs to be labeled and full color, and should include the following:

- A title
- Include spaces for living quarters and supply storage
- Include a “store” area to trade items
- Include spaces for animals to live and graze
- Include spaces for crops and gardens
- Include access to clean water

SOME IDEAS FOR MY VISUAL:

THE FUR TRADE

DESIGN A TRADING POST: CHECKLIST

Use this checklist to make sure you have included everything you need for your project!

MAP:

- You have clearly marked the location of your trading post.
- Your map has a title
- Your map has a legend
- Your map has a compass
- Your map is full color
- You have labeled all of the bodies of water
- You have labeled a fur transportation route
- You have explained in detail, using your criteria to help you, why you have chosen your particular site.

REPORT:

- You have talked about the name of your trading post, and why you named it.
- You have talked about the materials needed to build your fort, and where you will find them.
- You have talked about who will build your fort.
- You have talked about what life will be like at your fort, and if people will like living there.
- You have talked about what people will eat
- You have talked about what people will do for fun.
- You have talked about how people will keep warm.
- You have talked about fur transportation.

VISUAL:

- Your visual has a title.
- Your visual is full color and labeled
- Your visual shows living quarters and supply storage.
- Your visual shows a trading area.
- Your visual shows spaces for animals to live and graze.
- Your visual shows spaces for crops and gardens.
- Your visual shows access to clean water

